


# **Abundance/ Prosperity Reiki Manual For Students**



**By Bro. David Paul chc  
Co– founder and Moderator**

# **Contents**

## **Section A**

Yahoo Home Page

Info. On Deities

## **Section B**

Symbols and Use

Principle and Precepts

## **Section C**

Using The Chi Energy Ball

Attunements

Certification

# abundance prosperity reiki · Abundance/Prosperity Reiki

Group Owner [ [Edit My Membership](#) ]



## Description



& Artha. Also the hindu deity Ganesha was added to balance the male/female energy. This form of reiki helps one manifest abundance & prosperity in the world...not just material wealth but more importantly spiritual growth & prosperity mentality. Gratitude is the key in helping the mind manifest the new goals of abundance & prosperity in one's life.

## Category: [Reiki](#)

Abundance/Prosperity Reiki is a new energy that will be offered on 1-1-04 on World Peace Day. It is co-founded by bro david paul chc & Jane. It first came to earth in 1998 with the shri symbol given to Jane. Shri is the seed mantra invoking the hindu goddess Laxmi, goddess of prosperity. In Nov 2003 bro david paul chc was invited by Jane to begin work with the energy & was led by the guides to rename the energy abundance/prosperity reiki with two new symbols given Laksya

## Membership

You are a moderator of this group

[ [Edit My Membership](#) ]

[ [Leave Group](#) ]

## Pending Activity

0 Members

0 Messages

## Group Info

Members: 1

Founded: **Dec 20, 200**

Language: **English**

## Group Settings

- Listed in directory
- Restricted membership
- Unmoderated
- All members may post
- Archives for members only
- Email attachments are permitted

## Most Recent Messages

No messages for this group.

## Group Email Addresses

Post message: [abundance\\_prosperity\\_reiki@yahoogroups.com](mailto:abundance_prosperity_reiki@yahoogroups.com)

Subscribe: [abundance\\_prosperity\\_reiki-subscribe@yahoogroups.com](mailto:abundance_prosperity_reiki-subscribe@yahoogroups.com)

## Home

[Messages](#)

[Pending](#)

[Post](#)

[Chat](#)

[Files](#)

[Photos](#)

[Links](#)

[Database](#)

[Polls](#)

[Members](#)

[Pending](#)

[Calendar](#)

[Promote](#)

[Invite](#)

## Management

★ = Owner

☆ = Moderator

😊 = Online



## The Lakshmi Form

Lakshmi is depicted as a beautiful woman of golden complexion, with four hands, sitting or standing on a full-bloomed lotus and holding a lotus bud, which stands for beauty, purity and fertility. Her four hands represent the four ends of human life: *dharma* or righteousness, *kama* or desires, *artha* or wealth, and *moksha* or liberation from the cycle of birth and death.

Cascades of gold coins are seen flowing from her hands, suggesting that those who worship her gain wealth. She always wears gold embroidered red clothes. Red symbolizes activity and the golden lining indicates prosperity. Lakshmi is the active energy of Vishnu, and also appears as Lakshmi-Narayan - Lakshmi accompanying Vishnu.



# Ganesha

## The Figure of Ganesha

Ganesha's figure is well known in India. The elephant face (Gaja vadana), winnowing pan like ears (Shoorpa-Karna), a huge belly (Lam bodara), four hands (Chaturbhuja) -three of them carrying Pasha (a rope), Ankusha (a spear-like weapon curved at one end) and Modaka (a pudding like sweet dish) - and the fourth held in a gesture which assures help and protection to the devotee, a beautiful body of red complexion - this is how he is pictured. And he rides a rat.

There is a story that Parvati created Ganesha with the outer dusty layers of her body. On the day of the Ganesha festival an earthen idol is worshipped. This reminds us of his relation to the earth. The idol has four hands. One right hand holds a Pasha. This is endowed with divine greatness. With the help of this, Ganesha attracts the minds of his devotees. The other hand bestows boons. This indicates that those who throw themselves on Ganesha's mercy need fear nothing. Similarly, one left hand carries an Ankusha. This is - a symbol to show that Ganesha will destroy our ignorance. The other hand holds a vessel filled with Modakas. This shows that Ganesha brings joy to every - one.







## **Section B**

### **Principles and Precepts**

#### **5 Principles**

1) Give cheerfully, generously to all in need expecting a reward, but not from the person receiving your grateful gift. The universe will reward you in the right time & place....only give freely that it may come back to you.

2) Change your word choice from 'want' to desire or like...believe in your desires passionately.

3) Know your life purpose...what brings you the most joy in doing it...Build your goals to aid you living your life purpose.

4) There are no mistakes or regrets...only learning opportunities to growth & change our focus.

5) Live the mantra, breath it with every thought as you stay in the now with no-mind manifesting your future by your thoughts today:" I Am Gratitude, I AM Abundance. I AM prosperity!"



## **2 Precepts for sharing Abundance/ Prosperity Reiki**

- 1) The person must ask...or you must work on the I Am level and ask permission.

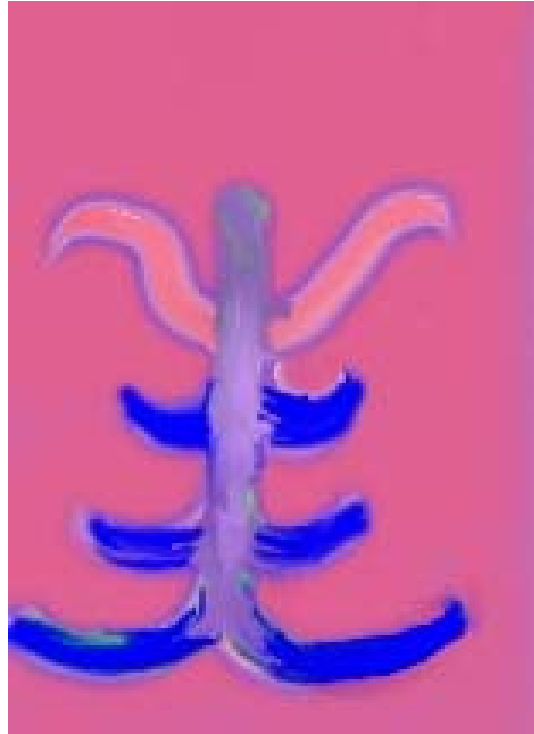
We must vocalize and hear the self say:

“I desire to change where I am.  
I desire to change my state of being.”

Both on the conscious and soul level.

- 2) There must be an exchange of energy for the service.  
Some form of creative exchange needs to take place since the energy exchange help maintain balance in the universe. Wellness has a value & ultimately reflects the feeling of worthiness & self love of the person seeking to change their state of health.

# Symbols for Abundance/ Prosperity Reiki



**First Symbol  
Shri**

- 1) **Shri** is drawn with both hands with upper arms red  
Central column purple  
Lower three arms blue


Stands for Mata Laxmi invoking her assistance



## Second Symbol Laksya

2) **Laksya** Sanskrit for aim or goal:

Other either side of Laxmi are two elephants  
Spraying us with water  
This denotes that ceaseless effort,  
In accordance with one's dharma & governed  
By wisdom & purity leads to  
Both material & spiritual  
abundance/ prosperity  
(also drawn with both hands)



### **Third Symbol** **Artha**

- 3) **Artha** Represent cascading gold coins  
Flowing from Laxmi hands  
Granting abundance/ prosperity

(also can be drawn double with both hands)

## USING THE CHI ENERGY BALL:

The abundance/prosperity Reiki attunement is sent to you by the co-founders or other master/teachers via a chi energy ball when the attunement is sent over a distance. Sending the attunement in this way we do not have to worry about time zones... You call down the chi energy ball on the day arrange but at time that convenient to you. Master/teachers who want to use this technique for distance attunements will receive instructions with their certificate when requested.

## ATTUNEMENT PROCESS:

1) Begin by moving the chi energy in your body through movement like tai chi, Chi King, or micro-cosmetic orbits. As you feel the energy moving well through your body, sit now on the ground to be close to Mother Earth.

2) Take a few moments to quiet your mind and when ready call down the chi energy ball from the ethers using this script or of your own wording:  
I (full name) born on (birth date) living in (city/state/country) call down from the ethers the chi energy ball sent by (master/teacher's name) containing the attunement to Abundance/Prosperity Reiki....

3) The rest of the attunement is a guided meditation that you can read out loud:  
"Imagine seeing a golden ball of light glide into your space and rest itself in your open hands...

The ball now bursts open at the top with gold coins spraying the area...  
After the golden coins stop flowing, you see the first of three symbols appear from the top of the golden ball...

Shri appears first, with upper arms red, central column purple, and lower three arms blue. Shri enlarges in front of you to embrace you in its arms & slowly dissolves into your body.

The second symbol Laksya now floats out of the golden ball still in your open hands. Laksya appears in a silver form & floats to either side of your body, spraying you with silver glitter which covers your entire body. Laksya floats into your body & dissolves...

The third symbol Artha now floats out of the golden ball in your hands... in the form of a large golden bowl & rises about the crown of your head. Slowly it spills over golden coins filling you from your root chakra to the crown and like the other symbols it descends & dissolves into your body.

The golden ball in your hands also dissolves now into your heart chakra as

your hands move up into the prayer position folded before your heart.

The deities of abundance/prosperity reiki now appear before you as you bow in thanksgiving for their gift of reiki to you & the world which you serve.

They remind you that you only need to call them when needed by saying the mantra:

'I AM abundance, I AM prosperity, I Am joy!' They are here to assist us in your spiritual growth & transformation into abundance/prosperity reiki."

4) Lie down & let the energy settle into your body for at least a few minutes. Some may fall asleep for awhile. When you are ready, sit up & drink a full glass of water to ground yourself.

Other uses of the new energy:

You can use this energy daily in the same meditation format, or just draw the symbols in front of you & beckon the deities by the mantra. You can by intention send the symbols to others by manifesting with your mind those in need of healing from a distance.

In person, have the person lie on the ground to anchor to Mother Earth. Draw the symbols over their head area, over the heart, either sides of the body, feet area, & after allowing them to rest for awhile offer them a full glass of water to ground.

One may choose to be attuned more than once, since releasing & cleansing may occur which is different from person-to-person.

CERTIFICATE:

A certificate for the attunement can be provided by email by the co-founders or other master/teachers after a week's use of the energy daily by the student, posting for the group their experience with the attunement, and giving some feedback on how they have integrated the energy.

Abundance/Prosperity Reiki can begin a lifetime of spiritual growth & change for the student seeking to live this form of reiki in their life & example. This form of reiki aids Mother Earth in her healing & aids light workers to manifest world peace.

If requested with the certificate for those who wish to pass on the attunement, more information will be given in using the chi energy ball to pass attunements.





# Sidhi Diwali Puja

Made easy

First clean a room to set up an altar. (can be a closet if no room available)

The best time for Laxmi puja is Sunday.  
Best is morning upon rising.

Take a shower and put on your clean meditation cloths.

You will require:

1. Some coins (should be silver & gold if you have it.)
2. 10 suparis (betel nuts)
3. Some uncooked Rice
4. A coconut
5. Water in a lota (copper vessel)
6. KumKum for applying to tilak
7. Gulaal (holy colour) (red cloth)
8. Mathaai (sweets)
9. Agarbattis (incense sticks – not sandalwood)
10. Diya (small light – candle)

11.Camphor

12.Flower

Bow to the altar saying ‘Om Gang Ganapataye  
Namah’

On a new piece of cloth, make mounds of rice and place a suparis on top. The suparis stand for the planets. Either keep another supari for Ganesh, or use a Ganesh icon.



Fill the lota with water. Place a coconut on top of the lota.

Wrap the lota with the red cloth and tie a red string around it. On the lota draw with kumkum four lines to represent the Vedas. Draw a Swastika (the swastika was an ancient power symbol also called the flying Aeroflot which was used for good) moving clockwise with 4 tikas (dots). .



Light the incense and the diyas

On a thaali (plate) place the silver and gold coins. These represent 'wealth' or Mother Laxmi.

Take some water in your left hand and sprinkle water on to yourself after washing and purifying your hands.

Place a flower on your palm with some rice.

Chant the Gayatri Mantra 3 times (optional)

Om Bhur Bhuvah Svaha

Tata Savitur Varenyam

Bhargo Devasya Dhimihi

Dhiyo Yo Nah Prachodayat

(O God, We meditate on your divine light.

Bestow Thy blessings on us so that our intellect may rise higher and higher to the highest consciousness.

Enable us to meditate, be successful in life and realize God.)

Now first visualize Lord Ganesh. Welcome Him to your puja. Chant a Ganesh Mantra. If you are not very good at remembering mantras, let me make it easier for you. Say: Om Ganeshaya Namah or I bow to you Lord Ganesh.

Pray to Shiva the same way. Say Om Namah Shivaya or I bow to you Lord Shiva.

Sprinkle water on the lota, apply kumkum, shower rice, offer sweets and fruit and accord the same treatment as you would to a guest. The water in the lots stands for all the sacred rivers of the Ganges.

Follow the same procedure with the 9 planets and the 4 directions. Sprinkle water towards the North, South, East and West. These are the 4 dishas (lights) of the world or Universe.

Then bathe the silver and gold coins with milk, water, flowers and offer sweets. It is said if you make the coins jingle, it will attract Laxmi Ma to come to you.

Visualize MahaLaxmi and say: ‘Om Shri, Shri, Shri’

For an extended version you may do the Laxmi Aarti.

Then place the Thaali in a safe place for 3 days.

Do the above with faith and devotion and don't worry too much if you do not do it correctly.

Say 'Haraye Namaha' (Obeisance's to shiva who dissolves all bondage) 3 times. That takes care of all the mistakes you may have committed knowingly or not during the ritual.

What is most important to know is your Faith and Love!

For those interested here is a link to the MahaLaxmi Aarti:

<http://www.hindutemplede.org/ganesharti.htm>